

# Rotary Table: Vane Type

# 25A-MSUB Series

Size: 1, 3, 7, 20

RoHS



## How to Order

**Without auto switch** 25A-M SUB 20-90 S

**With auto switch** 25A-M D SUB 20-90 S-T79 L

**Series compatible with secondary batteries**

**With auto switch (Built-in magnet)**

**Nominal size (Torque)**

1	MSUB 1
3	MSUB 3
7	MSUB 7
20	MSUB20

**Rotating angle**

Application	Symbol	Rotating angle
Single vane	90	90°
	180	180°
Double vane	90	90°

Rotation adjustment range  
 Single vane: Both ends ±5° each  
 Double vane: Both ends ±2.5° each

**Connection port location**

Nil	Side ported
E	Axial ported

Available with side ported only, when equipped with auto switch unit.

**Number of auto switches**

S	1*1
Nil	2*2

\*1 S (1 auto switch) is shipped with a right-hand auto switch.  
 \*2 Nil (2 auto switches) is shipped with a right-hand and a left-hand switch.

**Electrical entry/Lead wire length**

Nil	Grommet/Lead wire: 0.5 m
L	Grommet/Lead wire: 3 m

**Auto switch**

Nil	Without auto switch (Built-in magnet)
-----	---------------------------------------

\* Refer to page 209 for applicable auto switches.

**Vane type**

S	Single vane
D	Double vane

- \* The 25A- series specifications and dimensions are the same as those of the standard model.
- \* Zinc is used in part of deep groove ball bearing.


[Click here for details.](#)

# Rotary Table/Rack & Pinion Type

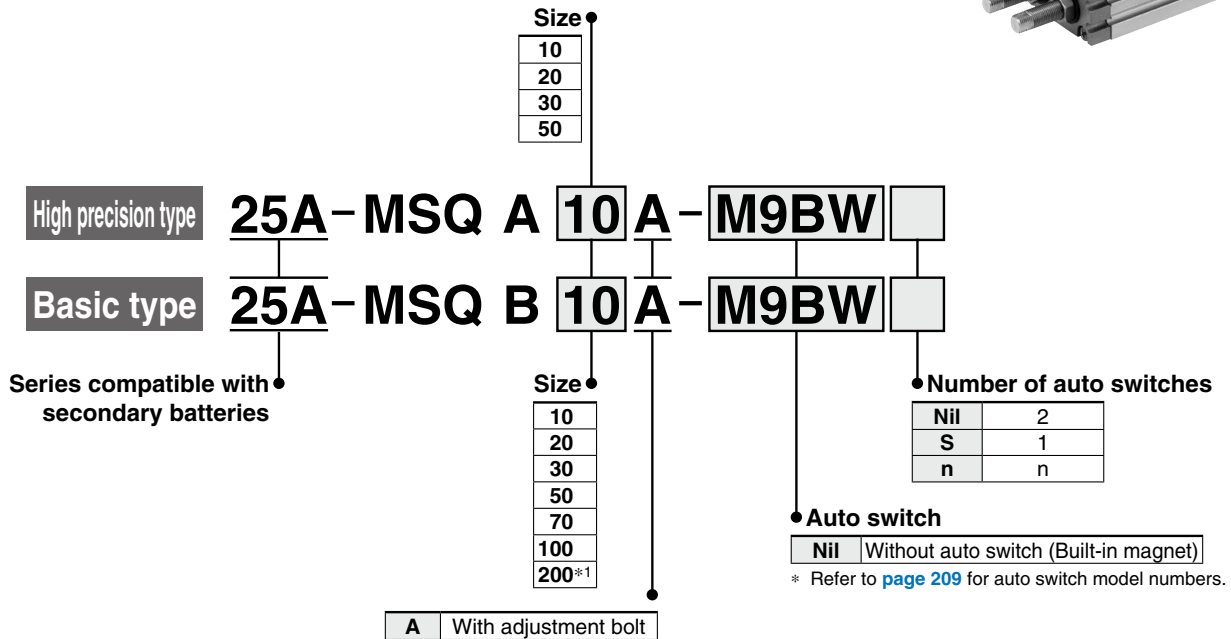
# 25A-MSQ Series

Size: 10, 20, 30, 50, 70, 100, 200

RoHS



## How to Order

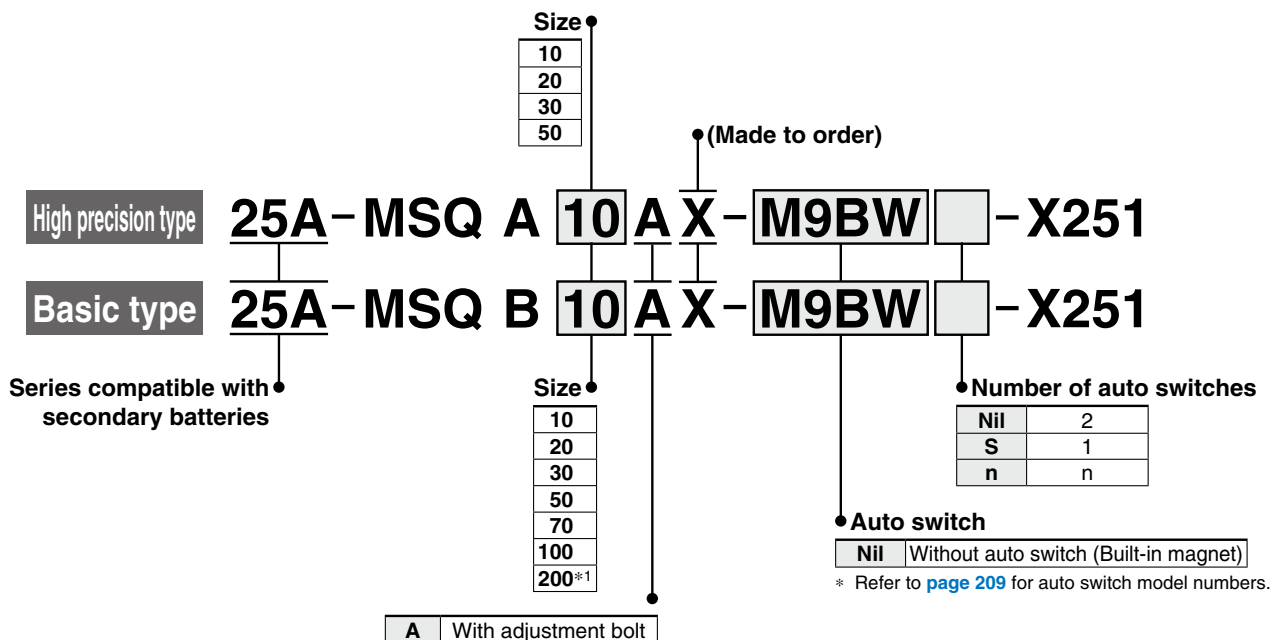


\* Zinc is used in part of deep groove ball bearing and seal washer.  
 \* Side port cannot be used.  
 \*1 Size 200 are produced upon receipt of order.

\* Some parts have sizes and shapes that are different from the standard products.

[Click here for details.](#)

## With Vacuum Port



\* Zinc is used in part of deep groove ball bearing and seal washer.  
 \* Side port cannot be used.  
 \*1 Size 200 are produced upon receipt of order.

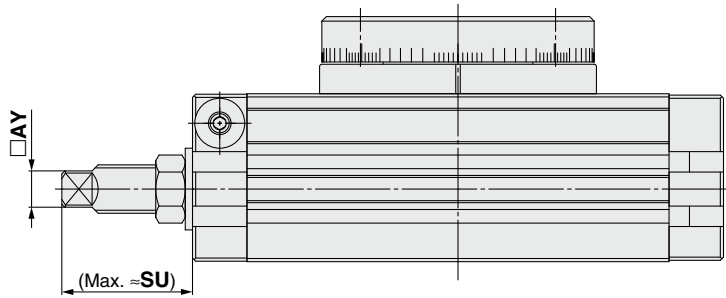
\* Some parts have sizes and shapes that are different from the standard products.

[Click here for details.](#)

# 25A-MSQ Series

## Dimensions

### 25A-MSQB□A

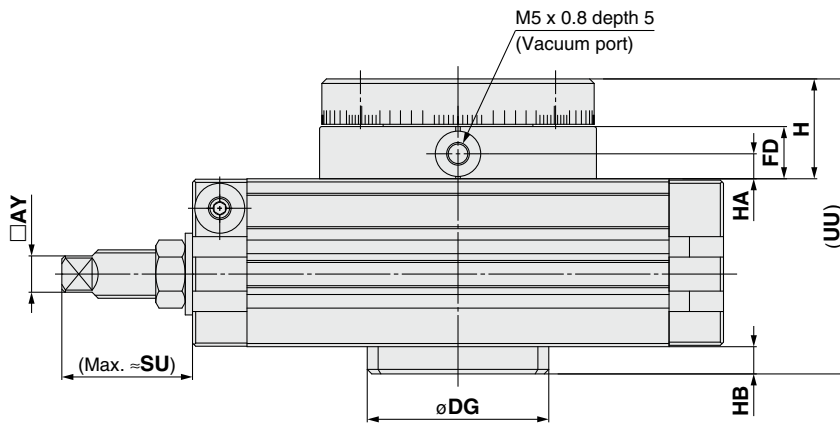


Size	AY	SU
10	6	23.7
20	8	33
30	8	33
50	10	42.9
70	16	44.2
100	16	44.3
200	21	52.2

\* Dimensions other than those shown above are identical to the standard products.

[Click here for details.](#)

### 25A-MSQB□AX-X251



Size	AY	DG	FD	H	HA	HB	SU	UU
10	6	35h9	11.5	20	5.5	5	23.7	59
20	8	40h9	11.5	22	5.5	6	33	65
30	8	48h9	11.5	22	5.5	6	33	68
50	10	54h9	11.5	24	5.5	7	42.9	77
70	16	50h9	12	25	6	7	44.2	85
100	16	52h9	12	27	6	7	44.3	93
200	21	64h9	15	32	7.5	8	52.2	114

\* The product with the vacuum port has no hollow shaft at its rotation center.  
 \* Dimensions other than those shown above are identical to the standard products.

[Click here for details.](#)

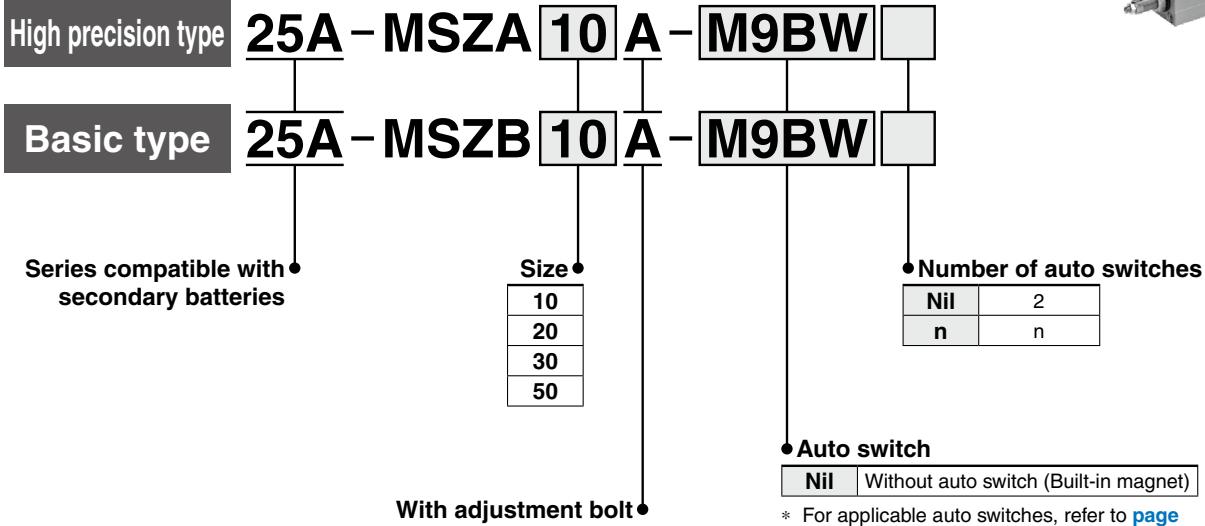
# 3-Position Rotary Table

# 25A-MSZ Series

Size: 10, 20, 30, 50



## How to Order



\* For applicable auto switches, refer to [page 209](#).

\* The 25A- series specifications and dimensions are the same as those of the standard model.

[Click here for details.](#)

Directional Control Valves

Air Cylinders

Related Products

Rotary Actuators

Air Grippers

Vacuum Equipment

Air Preparation Equipment

Clean Air Filters

Modular F.R.L./Pressure Control Equipment

Fittings/Flow Control Equipment

Detection Switches

Fluid Control Equipment

Electric Actuators

Auto Switches