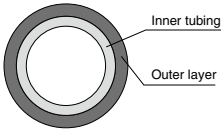


Flame Resistant (Equivalent to UL-94 Standard V-0) FR Double Layer Polyurethane Tubing

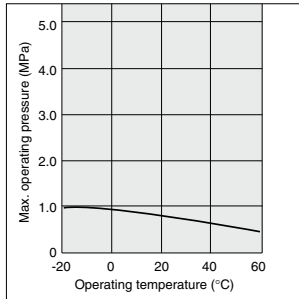
TRBU Series

RoHS



Sectional view of FR double layer tubing

Max. Operating Pressure



Model

● — 20 m roll □ — 100 m reel

Model	TRBU0604	TRBU0805	TRBU1065	TRBU1208
Inner tubing O.D. (mm)	6	8	10	12
Inner tubing I.D. (mm)	4	5	6.5	8
External layer thickness (mm)	1	1	1	1
External layer color <small>(Note)</small>	Black (B)	●	●	●
	White (W)	●	●	●
	Red (R)	●	●	●
	Blue (BU)	●	●	●
	Yellow (Y)	●	●	●
	Green (G)	●	●	●
Minimum bending radius (mm)	15	20	27	35

Specifications

Fluid	Air/Water	
Max. operating pressure (MPa)	20°C	0.8
	40°C	0.65
	60°C	0.5
Applicable fittings	FR one-touch fittings: KR-W2 series	
Ambient and fluid temperature	-20 to +60°C Water: 0 to 40°C (No freezing)	
Material	Internal tubing	Polyurethane
	Outer layer	Polyolefin (Equivalent to UL-94 standard V-0)

Note) The color of all inner tubing is black.

How to Order

TRBU1065 B - 100

Tubing model

Length per roll

Symbol	Length
20	20 m roll
100	100 m reel

Color

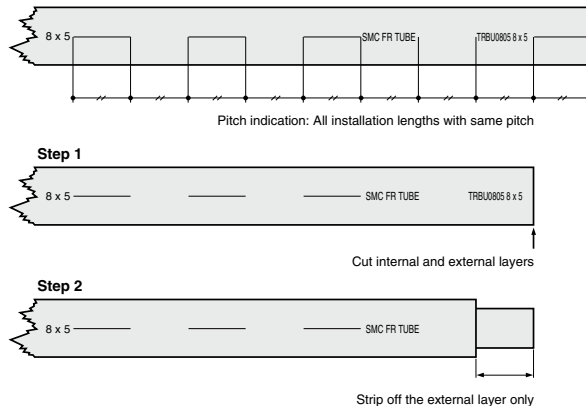
Symbol	Color	Symbol	Color
B	Black	BU	Blue
W	White	Y	Yellow
R	Red	G	Green

Note) The color of the outer layer of all tubing is opaque.

Installation on One-touch Fittings

⚠ Caution

Lengths of tubes to be inserted into One-touch fittings are indicated on the outer layer of TRBU tubes. Cut the tube according to this indication, (Step 1) and then strip off the outer layer (Step 2) for installing into fittings.

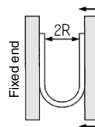


⚠ Precautions

Be sure to read this before handling the products.
Refer to back page 50 for Safety Instructions and pages 13 to 17 for Fittings and Tubing Precautions.

⚠ Caution

1. Applicable for general industrial water. Please consult with SMC if using for the other kind of fluid. Also, the surge voltage pressure must be under the maximum operating pressure. If the surge pressure exceeds the maximum operating pressure, it will result in damage to fittings and tubes.
2. Abnormal temperature rise caused by adiabatic compression may result in the tube bursting.
3. The value of the minimum bending radius is measured at the temperature of 20°C as shown in the figure on the right.



Bend the tube into U-form at a temperature of 20°C. Fix one end and close loop gradually. Measure 2R when the tube breaks or is crushed.

KQ2
KQB2
KS KX
KM
KF
M
H/DL L/LL
KC
KK
KK130
DM
KDM
KB
KR
KA
KQG2
KG
KFG2
MS
KKA
KP
LQ
MQR
T
IDK