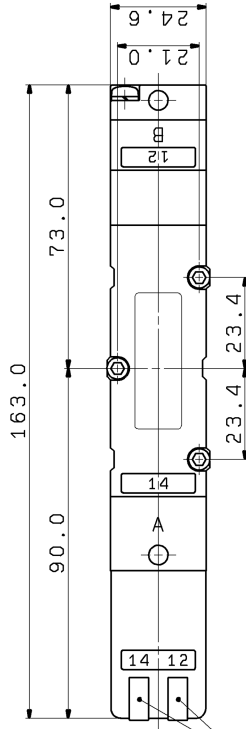


ON SMD

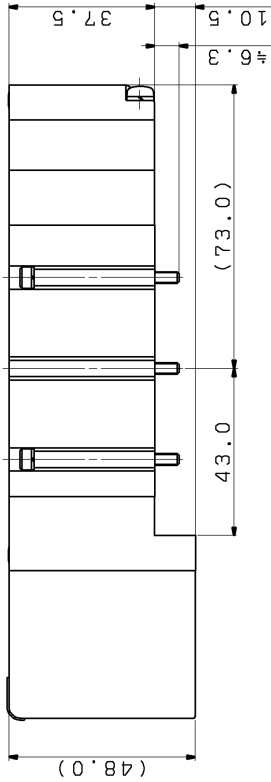
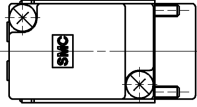
MODEL NO.
VQC4401-**-1-X561

MANUAL OVERRIDE
LIGHT/SURGE VOLTAGE
SUPPRESSOR
VOLTAGE

PLEASE REFER TO
THE STANDARD
CATALOG.



INDICATOR LIGHT



SPECIAL REQUIREMENT

1. THREE POSITION, EXHAUST CENTER VALVE.
2. (B) SIDE DETENTED.
2. WITH SPECIAL LABEL

NOTES

1. FOR DETAILS OF THE PRODUCT SPECIFICATIONS, PLEASE REFER TO THE STANDARD CATALOG.
2. DIMENSIONS ARE IN MILLIMETERS.
3. UNLESS OTHERWISE NOTED ALONG WITH A SEPARATE CONTRACT OR AGREEMENT WITHIN THE PRODUCT SPECIFICATIONS, THE SAFETY INSTRUCTIONS SPECIFIED IN THE PRODUCT CATALOG ARE APPLIED. PLEASE CONTACT YOUR LOCAL SMC SALES OFFICE FOR FURTHER DETAILS.
4. CE MARKED PRODUCT.

[THE RELEVANT TCF IS AVAILABLE AS]
[STANDARD PRODUCT SERIES.]

SYMBOL

(A) 4 2(B)



(R1) 5 1 3 (R2)

(P)

REQUIREMENT	DESCRIPTION	DATE PREPARED	REV. NO.	FINISH
TOLERANCES JIS B 1405	DRAWN M. YOSHIDA	SCALE		
RANGE (mm)	GRADE	DATE	F R E E	MATERIAL
0.5-0.63	1/2	2017-10-31		PACKING
3-0.63	0.1	DESIGNED T. FUJIWARA	DWG NAME	MATERIAL SIZE
6-0.63	0.05	DATE 2017-10-31	5 PORT SOLENOID VALVE	
30-0.63	0.15	CHECKED R. KANEKO	DWG NO	
120-0.63	0.75	DATE 2017-10-31	(A) VQC4401-*(E)(B)1-X561	
400-0.63	1.2	APPROVED SSUMIYOSHI	REVISION	
1000-0.63	2	DATE 2017-10-31		

DWG NAME: PILOT VALVE: V100 SERIES

DWG NO: VQC4000V-PMV5020

DWG NO: DWG 10/BA50978900

SMC Corporation

FINISH: 表面処理 / PAINT: 塗装 / MASS: 質量
PACKING: 包装方法 / MATERIAL: 材質
MATERIAL SIZE: 材料寸法

A2-V06