





The models IDF1E to 11E and IDU3E to 6E have been revised. For details, refer to catalog no. ES30-8A. Similar updating for other IDF/IDU models is scheduled to follow shortly.

Accessories (Option)

Description	Features	Specifications	Applicable dryer	Dimensions
Transformer separately installed 	This is for power supply and voltage other than standard.	Max. ambient temperature 40°C (Relative humidity 85% or less)	All models	14-17-30
Base integrated with transformer 	This is the base for integrating the transformer and air dryer.	—	IDU3D to 15C IDF4D to 75C	14-17-30
Dust proof filter set 	Avoids decreasing of air dryer performance even in dusty atmosphere.	Max. ambient temperature 40°C	IDU3D to 75C IDF1D to 75C	14-17-30
Bypass piping set 	Easy bypass piping (connect this set to the air dryer), realizing substantial reduction of man-hours at the site.	Max. operating pressure 1.0MPa Max. operating temperature 60°C	IDU3D to 75C IDF1D to 75C	14-17-31

How to Order

Transformer separately installed

IDF — TR **1500** — **5**

Volume

Symbol	Volume	Applicable dryer
500	500 VA	IDU3D-1 to 11C-1, IDF1D-1 to 11C-1
1000	1 kVA	IDU15C-1, IDF15C-1
1500	1.5 kVA	IDU22C1-3, 37C1-3, IDF22C1-3, 37C1-3
4000	4 kVA	IDU55C-3, 75C-3, IDF55C-3, 75C-3
7000	7 kVA	IDF120D
9000	9 kVA	IDF150D
11000	11 kVA	IDF190D
13000	13 kVA	IDF240D
18000	18 kVA	IDF370B

Supply voltage

Symbol	Primary voltage	Secondary voltage	Model
1	110VAC (50Hz), 110 to 120VAC (60Hz)	100VAC (50Hz) 100 to 110VAC (60Hz)	Single phase Single turn
2	200, 220, 230, 240VAC (50Hz), 200 to 260VAC (60Hz)		
3	380, 400, 415VAC (50Hz), 380 to 420VAC (60Hz)		
4	420, 440, 480VAC (50Hz), 420 to 520VAC (60Hz)		
5	220VAC (50Hz), 220 to 240VAC (60Hz)	200VAC (50Hz) 200 to 220VAC (60Hz)	Three phase Single turn
6	380, 400, 415VAC (50Hz), 380 to 440VAC (60Hz)		
7	440, 460VAC (50Hz), 440 to 500VAC (60Hz)		
8	220, 240, 380, 400, 415, 440VAC (50/60Hz)	200VAC (50/60Hz)	Three phase Compound

Refer to page 14-17-29 for dimensions.

Base integrated with transformer

IDF — TB **2**

Size order

Symbol	Applicable dryer
1	IDU3D, IDF4D
2	IDU4D to 15C, IDF6D to 15C
3	IDF22C1
4	IDF37C1 to 75C

Not available for IDF1D to 3D, IDF22C to 75C. Refer to page 14-17-30 for dimensions.

Dust proof filter set

IDU — FL **22** C

Applicable dryer

Symbol	Dryer	Symbol	Dryer	Symbol	Dryer
3	IDU3D	6	IDU6D	22	IDU22C1
4	IDU4D	8	IDU8D	37	IDU37C1
		11	IDU11C	55	IDU55C
		15	IDU15C	75	IDU75C

IDF — FL **22** C

Applicable dryer

Symbol	Dryer	Symbol	Dryer	Symbol	Dryer
1	IDF1D	6	IDF6D	22	IDF22C1
2	IDF2D	8	IDF8D	37	IDF37C1
3	IDF3D	11	IDF11C	55	IDF55C
4	IDF4D	15	IDF15C	75	IDF75C

IDF — FL **120** D

Applicable dryer

Symbol	Dryer
120	IDF120D
150	IDF150D
190	IDF190D
240	IDF240D

Bypass piping set

IDU — BP **22** C

Applicable dryer

Symbol	Dryer	Symbol	Dryer	Symbol	Dryer
3	IDU3D	6	IDU6D	22	IDU22C1
4	IDU4D	8	IDU8D	37	IDU37C1
		11	IDU11C	55	IDU55C
		15	IDU15C	75	IDU75C

IDF — BP **22** C

Applicable dryer

Symbol	Dryer	Symbol	Dryer	Symbol	Dryer
1	IDF1D	6	IDF6D	22	IDF22C1
2	IDF2D	8	IDF8D	37	IDF37C1
3	IDF3D	11	IDF11C	55	IDF55C
4	IDF4D	15	IDF15C	75	IDF75C

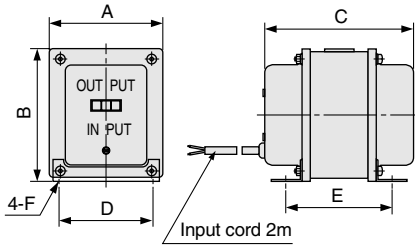
Cannot be mounted on models with option "A" (IDF6D to 75C). Available as Special Order Product.

The models IDF1E to 11E and IDU3E to 6E have been revised. For details, refer to catalog no. ES30-8A. Similar updating for other IDF/IDU models is scheduled to follow shortly.

Accessories (Options)

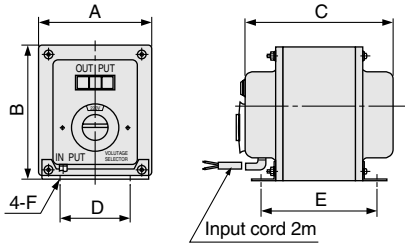
Transformers

IDF-TR-1



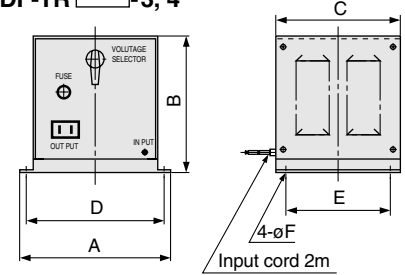
Part No.	Dryer	Capacity	Model	Primary voltage	Secondary voltage	A	B	C	D	E	F	Weight (kg)
IDF-TR500-1	IDF1D-1 to 11C-1 IDU3D-1 to 11C-1	500VA	Single phase	110VAC (50Hz) 110 to 120VAC (60Hz)	100VAC (50Hz) 100 to 110VAC (60Hz)	78	94	100	64	75	4.2 x 7 (Long hole)	1.5
IDF-TR1000-1	IDF15C-1 IDU15C-1	1kVA	Single turn			104	122	134	75	114	4.2 x 9 (Long hole)	4

IDF-TR-2



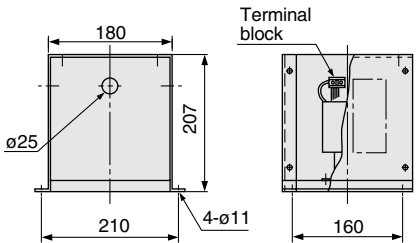
Part No.	Dryer	Capacity	Model	Primary voltage	Secondary voltage	A	B	C	D	E	F	Weight (kg)
IDF-TR500-2	IDF1D-1 to 11C-1 IDU3D-1 to 11C-1	500VA	Single phase	200, 220, 230, 240VAC (50Hz) 200 to 260VAC (60Hz)	100VAC (50Hz) 100 to 110VAC (60Hz)	118	140	163	70	112	5.5 x 10 (Long hole)	6
IDF-TR1000-2	IDF15C-1 IDU15C-1	1kVA	Single turn			118	140	208	70	157		10

IDF-TR-3, 4



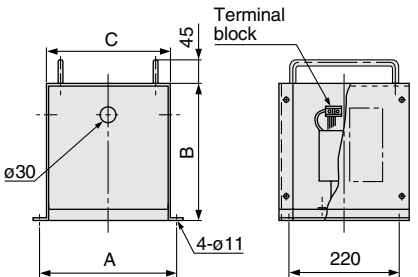
Part No.	Dryer	Capacity	Model	Primary voltage	Secondary voltage	A	B	C	D	E	F	Weight (kg)
IDF-TR500-3	IDF1D-1 to 11C-1 IDU3D-1 to 11C-1	500VA	Single phase	380, 400, 415VAC (50Hz) 380 to 420VAC (60Hz)	100VAC (50Hz) 110VAC (60Hz)	230	207	190	210	160	9	15
IDF-TR1000-3	IDF15C-1 IDU15C-1	1kVA										22
IDF-TR500-4	IDF1D to 11C-1 IDU3D to 11C-1	500VA	Single turn	420, 440, 480VAC (50Hz) 420 to 520VAC (60Hz)								15
IDF-TR1000-4	IDF15C-1 IDU15C-1	1kVA										22

IDF-TR1500-5



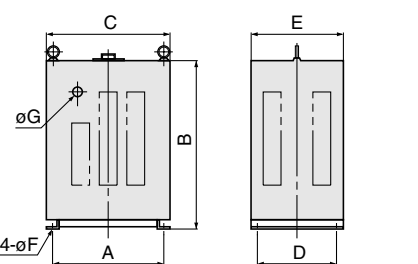
Part No.	Dryer	Capacity	Model	Primary voltage	Secondary voltage	Weight (kg)
IDF-TR1500-5	IDF22C1-3 IDF37C1-3 IDU22C1-3 IDU37C1-3	1.5kVA	Three phase Single turn	220V (50Hz) 220 to 240V (60Hz)	200V (50Hz) 200 to 220V (60Hz)	9

IDF-TR-5, 6, 7



Part No.	Dryer	Capacity	Model	Primary voltage	Secondary voltage	A	B	C	Weight (kg)
IDF-TR1500-6	IDF22C1-3, 37C1-3 IDU22C1-3, 37C1-3	1.5kVA	Three phase Single turn	380, 400, 415V (50Hz) 380 to 400, 400 to 415, 415 to 440V (60Hz)	200V (50Hz)	275	259	240	18
IDF-TR1500-7	IDF22C1-3, 37C1-3 IDU22C1-3, 37C1-3	1.5kVA			200 to 220V (60Hz)				
IDF-TR4000-5	IDF55C-3, 75C-3 IDU55C-3, 75C-3	4kVA		440, 460V (50Hz) 440 to 460, 460 to 500V (60Hz)	200V (50Hz)	275	259	240	14
IDF-TR4000-6	IDF55C-3, 75C-3 IDU55C-3, 75C-3	4kVA		220V (50Hz) 220 to 240V (60Hz)	200 to 220V (60Hz)				
IDF-TR4000-7	IDF55C-3, 75C-3 IDU55C-3, 75C-3	4kVA		380, 400, 415V (50Hz) 380 to 400, 400 to 415, 415 to 440V (60Hz)	200V (50Hz)	355	299	320	35
IDF-TR4000-7	IDF55C-3, 75C-3 IDU55C-3, 75C-3	4kVA		440, 460V (50Hz) 440 to 460, 460 to 500V (60Hz)	200 to 220V (60Hz)				

IDF-TR-8



Part No.	Dryer	Capacity	Model	Primary voltage	Secondary voltage	A	B	C	D	E	F	G	Weight (kg)
IDF-TR7000-8	IDF120D	7kVA	Three phase compound	220, 240, 380, 400, 415, 440V (50/60Hz)	200V (50/60Hz)	360	540	400	260	300	11	30	94
IDF-TR9000-8	IDF150D	9kVA				400	650	450	300	350	13	40	109
IDF-TR11000-8	IDF190D	11kVA				550	450	600	350	400	13	60	131
IDF-TR13000-8	IDF240D	13kVA				400	600	450	300	350	13	60	138
IDF-TR18000-8	IDF370B	18kVA				400	650	450	300	350	13	40	179

- HA □
- AT
- ID □
- AMG
- AFF
- AM □
- Misc.