





The models IDF1E to 11E and IDU3E to 6E have been revised. For details, refer to catalog no. ES30-8A. Similar updating for other IDF/IDU models is scheduled to follow shortly.

# Accessories (Option)

Description	Features	Specifications	Applicable dryer	Dimensions
<b>Transformer separately installed</b> 	This is for power supply and voltage other than standard.	Max. ambient temperature 40°C (Relative humidity 85% or less)	All models	14-17-30
<b>Base integrated with transformer</b> 	This is the base for integrating the transformer and air dryer.	—	IDU3D to 15C IDF4D to 75C	14-17-30
<b>Dust proof filter set</b> 	Avoids decreasing of air dryer performance even in dusty atmosphere.	Max. ambient temperature 40°C	IDU3D to 75C IDF1D to 75C	14-17-30
<b>Bypass piping set</b> 	Easy bypass piping (connect this set to the air dryer), realizing substantial reduction of man-hours at the site.	Max. operating pressure 1.0MPa Max. operating temperature 60°C	IDU3D to 75C IDF1D to 75C	14-17-31

## How to Order

### Transformer separately installed

IDF — TR **1500** — **5**

#### Volume

Symbol	Volume	Applicable dryer
500	500 VA	IDU3D-1 to 11C-1, IDF1D-1 to 11C-1
1000	1 kVA	IDU15C-1, IDF15C-1
1500	1.5 kVA	IDU22C1-3, 37C1-3, IDF22C1-3, 37C1-3
4000	4 kVA	IDU55C-3, 75C-3, IDF55C-3, 75C-3
7000	7 kVA	IDF120D
9000	9 kVA	IDF150D
11000	11 kVA	IDF190D
13000	13 kVA	IDF240D
18000	18 kVA	IDF370B

#### Supply voltage

Symbol	Primary voltage	Secondary voltage	Model
1	110VAC (50Hz), 110 to 120VAC (60Hz)	100VAC (50Hz) 100 to 110VAC (60Hz)	Single phase Single turn
2	200, 220, 230, 240VAC (50Hz), 200 to 260VAC (60Hz)		
3	380, 400, 415VAC (50Hz), 380 to 420VAC (60Hz)		
4	420, 440, 480VAC (50Hz), 420 to 520VAC (60Hz)		
5	220VAC (50Hz), 220 to 240VAC (60Hz)	200VAC (50Hz) 200 to 220VAC (60Hz)	Three phase Single turn
6	380, 400, 415VAC (50Hz), 380 to 440VAC (60Hz)		
7	440, 460VAC (50Hz), 440 to 500VAC (60Hz)		
8	220, 240, 380, 400, 415, 440VAC (50/60Hz)	200VAC (50/60Hz)	Three phase Compound

Refer to page 14-17-29 for dimensions.

### Base integrated with transformer

IDF — TB **2**

#### Size order

Symbol	Applicable dryer
1	IDU3D, IDF4D
2	IDU4D to 15C, IDF6D to 15C
3	IDF22C1
4	IDF37C1 to 75C

Not available for IDF1D to 3D, IDF22C to 75C. Refer to page 14-17-30 for dimensions.

### Dust proof filter set

IDU — FL **22** C

#### Applicable dryer

Symbol	Dryer	Symbol	Dryer	Symbol	Dryer
3	IDU3D	6	IDU6D	22	IDU22C1
4	IDU4D	8	IDU8D	37	IDU37C1
		11	IDU11C	55	IDU55C
		15	IDU15C	75	IDU75C

IDF — FL **22** C

#### Applicable dryer

Symbol	Dryer	Symbol	Dryer	Symbol	Dryer
1	IDF1D	6	IDF6D	22	IDF22C1
2	IDF2D	8	IDF8D	37	IDF37C1
3	IDF3D	11	IDF11C	55	IDF55C
4	IDF4D	15	IDF15C	75	IDF75C

IDF — FL **120** D

#### Applicable dryer

Symbol	Dryer
120	IDF120D
150	IDF150D
190	IDF190D
240	IDF240D

### Bypass piping set

IDU — BP **22** C

#### Applicable dryer

Symbol	Dryer	Symbol	Dryer	Symbol	Dryer
3	IDU3D	6	IDU6D	22	IDU22C1
4	IDU4D	8	IDU8D	37	IDU37C1
		11	IDU11C	55	IDU55C
		15	IDU15C	75	IDU75C

IDF — BP **22** C

#### Applicable dryer

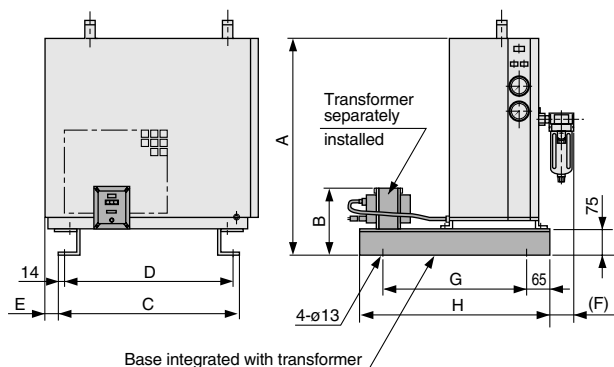
Symbol	Dryer	Symbol	Dryer	Symbol	Dryer
1	IDF1D	6	IDF6D	22	IDF22C1
2	IDF2D	8	IDF8D	37	IDF37C1
3	IDF3D	11	IDF11C	55	IDF55C
4	IDF4D	15	IDF15C	75	IDF75C

Cannot be mounted on models with option "A" (IDF6D to 75C). Available as Special Order Product.

## Accessories (Options)

The models IDF1E to 11E and IDU3E to 6E have been revised. For details, refer to catalog no. ES30-8A. Similar updating for other IDF/IDU models is scheduled to follow shortly.

## Base Integrated with Transformer



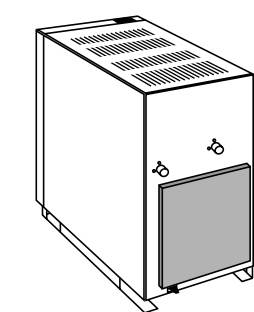
Part No.	Dryer	Transformer	A	B	C	D	E	F	G	H	Weight (kg)	
IDF-TB3	IDF22C1	IDF-TR1500-5		327							83	
		IDF-TR1500-6	755	379	628	600					92	
		IDF-TR1500-7										95
IDF-TB4	IDF37C1	IDF-TR1500-5	805	327	708	680					104	
		IDF-TR1500-6		379			51	69	675	805	142	
		IDF-TR1500-7										163
	IDF55C	IDF-TR4000-5	925	379	728	700						170
		IDF-TR4000-6		419								154
		IDF-TR4000-7										175
IDF75C	IDF-TR4000-5	975	379	728	700						182	
	IDF-TR4000-6		419									

Part No.	Dryer	Transformer	A	B	C	D	E	F	G	H	Weight (kg)	
IDF-TB1	IDF4D-1	IDF-TR500-1		171							33	
		IDF-TR500-2	681	217	356	328					37	
		IDF-TR500-3.4		284			53				46	
	IDU3D-1	IDF-TR500-1		171								30
		IDF-TR500-2	584	217	376	348						34
		IDF-TR500-3.4		284								43
IDF-TB2	IDF6D-1	IDF-TR500-1		171							39	
		IDF-TR500-2	595	217	470	442					44	
		IDF-TR500-3.4		284							53	
	IDF8D-1	IDF-TR500-1		171								39
		IDF-TR500-2	595	217	470	442						44
		IDF-TR500-3.4		284			55	69				53
	IDF11C-1	IDF-TR500-1		171								54
		IDF-TR500-2	645	217	490	462						59
	IDF15C-1	IDF-TR500-3.4		284								68
		IDF-TR1000-1		199								60
	IDF15C-1	IDF-TR1000-2	695	217	490	462				427	557	66
		IDF-TR1000-3.4		284								78
	IDU4D-1	IDF-TR500-1		171								38
		IDF-TR500-2	681	217	466	438	53					43
		IDF-TR500-3.4		284								52
	IDU6D-1	IDF-TR500-1		171								50
		IDF-TR500-2	785	217	470	442						55
	IDU6D-1	IDF-TR500-3.4		284								64
IDF-TR500-1			171								54	
IDU8D-1	IDF-TR500-1		171								59	
	IDF-TR500-2	885	217	470	442						68	
	IDF-TR500-3.4		284			55	69				66	
IDU11C-1	IDF-TR500-1		171								71	
	IDF-TR500-2	985	217	490	462						80	
	IDF-TR500-3.4		284								76	
IDU15C-1	IDF-TR500-1		199								82	
	IDF-TR1000-1	1035	217	490	462						94	
	IDF-TR1000-2		284									

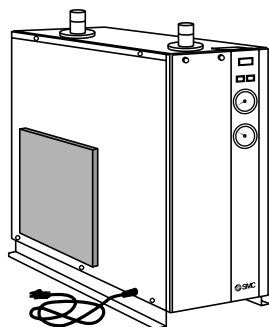


Note) Weight includes air dryer and transformer.  
Not available for IDF1D to 3D, IDU22C to 75C.

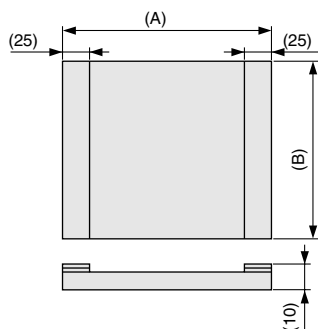
## Dust proof filter set



(IDF-FL1C, 2C, 3C, 4C,  
IDU-FL3C, 4C)



(IDF-FL6C, 8C, 11C, 15C)



Part No.	Dryer	A	B
IDF-FL1C	IDF1D	180	145
IDF-FL2C	IDF2D	180	145
IDF-FL3C	IDF3D	225	180
IDF-FL4C	IDF4D	225	180
IDF-FL6C	IDF6D	345	270
IDF-FL8C	IDF8D	345	270
IDF-FL11C	IDF11C	365	270
IDF-FL15C	IDF15C	385	310
IDF-FL22C	IDF22C1	430	310
IDF-FL37C	IDF37C1	555	380
IDF-FL55C	IDF55C	600	410
IDF-FL75C	IDF75C	640	510
IDF-FL120D	IDF120D	360	420
		440	420
IDF-FL150D	IDF150D	360	420
		440	420
		440	420
IDF-FL190D	IDF190D	250	480
		750	480
		440	670
IDF-FL240D	IDF240D	440	670
		600	670

Part No.	Dryer	A	B
IDU-FL3C	IDU3D	245	265
IDU-FL4C	IDU4D	240	300
IDU-FL6C	IDU6D	400	170
		345	270
IDU-FL8C	IDU8D	405	270
		345	
IDU-FL11C	IDU11C	395	310
		365	270
IDU-FL15C	IDU15C	395	310
		385	
IDU-FL22C	IDU22C1	480	430
		430	310
IDU-FL37C	IDU37C1	605	475
		555	345
IDU-FL55C	IDU55C	605	475
		600	410
IDU-FL75C	IDU75C	625	550
		640	510