

# High Rigidity

# MHQG2 Series

ø32, ø40

With guide holder

Possible to mount the solid state auto switch with indicator light.



## Specifications

Fluid		Air	
Operating pressure	Double acting		0.1 to 0.6 MPa
	Single acting	Normally open	0.25 to 0.6 MPa
Normally closed			
Ambient and fluid temperature			-10 to 60°C
Repeatability			ø32, 40: ±0.02 mm
Max. operating frequency			ø32, 40: 60 c.p.m
Lubrication			Not required
Operating system			Double acting, Single acting
Auto switch (Option) *			Solid state auto switch: D-M9N(V), D-M9P(V), D-M9B(V), D-Y59 <sub>ø</sub> , D-Y69 <sub>ø</sub>

\* Refer to pages 797 to 850 for the detailed specifications of auto switches.

## Model

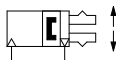
Operating system	Model	Cylinder bore (mm)	Gripping force <sup>Note 1)</sup> (Effective value) N	Opening/Closing stroke (mm)	Weight <sup>Note 2)</sup> (g)	
Double acting	MHQG2-32D	32	External grip: 88 Internal grip: 139	20	1100	
	MHQG2-40D	40	External grip: 158 Internal grip: 247	28	1940	
Single acting	Normally open	MHQG2-32S	32	69	20	1110
		MHQG2-40S	40	130	28	1960
	Normally closed	MHQG2-32C	32	127	20	1110
		MHQG2-40C	40	227	28	1960

Note 1) Values at the pressure of 0.5 MPa. Double acting is compatible with both external and internal gripping forces, while single acting and normally open external gripping force, and single acting and normally closed internal gripping force.

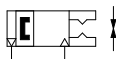
Note 2) Values excluding weight of auto switch.

## Symbol

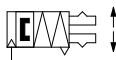
Double acting: Internal grip



Double acting: External grip



Single acting/Normally closed: Internal grip



Single acting/Normally open: External grip



With Dust Cover

# MHQJ2 Series

ø10, ø16, ø20, ø25

**Air gripper with dustproof and dripproof construction**

**Enclosure to prevent accumulation of dust.**

**Sealed construction with a dust cover**

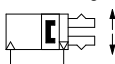
**Possible to mount the solid state auto switch with indicator light.**

**Three-type dust cover variations for diversified applications**

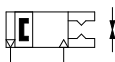


## Symbol

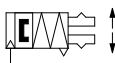
Double acting: Internal grip



Double acting: External grip



Single acting/Normally closed: Internal grip



Single acting/Normally open: External grip



## Specifications

Fluid		Air	
Operating pressure	Double acting		0.1 to 0.6 MPa
	Single acting	Normally open Normally closed	0.25 to 0.6 MPa
Ambient and fluid temperature			-10 to 60°C
Repeatability			±0.01 mm
Max. operating frequency			180 c.p.m
Lubrication			Not required
Operating system			Double acting, Single acting
Auto switch (Option) *			Solid state auto switch: D-M9N(V), D-M9P(V), D-M9B(V)

\* Refer to pages 797 to 850 for the detailed specifications of auto switches.

## Model

Operating system	Model	Cylinder bore (mm)	Gripping force <sup>Note 1)</sup> (Effective value) N	Opening/Closing stroke (mm)	Weight <sup>Note 2)</sup> (g)	
Double acting	MHQJ2-10D	10	11	4	90	
	MHQJ2-16D	16	34	6	180	
	MHQJ2-20D	20	42	10	340	
	MHQJ2-25D	25	63	14	640	
Single acting	Normally open	MHQJ2-10S	10	7.8	4	90
		MHQJ2-16S	16	26	6	181
		MHQJ2-20S	20	33	10	342
		MHQJ2-25S	25	49	14	643
	Normally closed	MHQJ2-10C	10	7.8	4	90
		MHQJ2-16C	16	26	6	181
		MHQJ2-20C	20	33	10	342
		MHQJ2-25C	25	49	14	643

Note 1) Values at the pressure of 0.5 MPa. Double acting is compatible with both external and internal gripping forces, while single acting and normally open external gripping force, and single acting and normally closed internal gripping force.

Note 2) Values excluding weight of auto switch.

MHZ

MHF

MHL

MHR

MHK

MHS

MHC

MHT

MHY

MHW

-X□

MRHQ

MA

D-□