

MIST SEPARATOR SERIES (N)AM

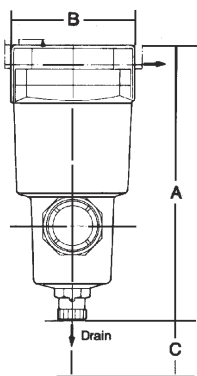
- ✓ Port Sizes 1/4, 3/8, 1/2, 3/4, 1 1/2, 2"
- ✓ Removes 99.9% of Oil Mist and Fine Particles down to 0.3µm
- ✓ Manual or Automatic Drain
- ✓ Cartridge Type Element for easy replacement
- 🔧 Small additional clearance required for cartridge replacement

Mist Separators are also available for the Modular Range of Air Preparation Products



DIMENSIONS

MIST SEPARATOR SERIES NAM



(Clearance required for cartridge change)

Model	Port NPT	A mm	B mm	C mm
NAM150-N02D	1/4	159	63	10
NAM250-N03D	3/8	172	76	10
NAM350-N04D	1/2	204	90	10
NAM450-N06D	3/4	225	106	10
NAM550-N10D	1"	259	122	10
NAM650-N14D	1 1/2"	361	160	10
NAM850-N14D	2"	473	220	10

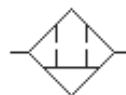
Manual and Autodrain types are same overall dimensions.

TECHNICAL SPECIFICATIONS

Max Operating Pressure	1MPa / 145PSI
Min Operating Pressure	0.05MPa / 8PSI
Ambient & Fluid Temp	5~60°C / 40~140°F
Filtration Degree	0.3µm
Oil Mist Removal	99.9%
Max Flow Rate (l/min)*	NAM150 300
	NAM250 750
	NAM350 1500
	NAM450 2,200
	NAM550 3,500
	NAM650 6,000
NAM850 12,000	

*0.7MPa Supply, 0.03MPa or less pressure drop

SYMBOLS



ACCESSORIES

Bracket

NAM150	BM51
NAM250	BM52
NAM350	BM53
NAM450	BM54
NAM550	BM55
NAM650	BM56
NAM850	BM57

Filter element

NAM150	AM-EL150
NAM250	AM-EL250
NAM350	AM-EL350
NAM450	AM-EL450
NAM550	AM-EL550
NAM650	AM-EL650
NAM850	AM-EL850
GD40-2-01	Differential pressure gauge

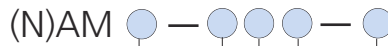
FOR FURTHER TECHNICAL DETAILS ON THIS PRODUCT CONSULT SMC CUSTOMER SERVICE

HOW TO ORDER

MIST SEPARATOR SERIES (N)AM

Note) (N)AM

- AM - Japanese
- NAM - North American



BODY SIZE

- 150 ... 1/8 Basis
- 250 ... 1/4 Basis
- 350 ... 3/8 Basis
- 450 ... 1/2 Basis
- 550 ... 3/4 Basis
- 650 ... 1 Basis
- 850 ... 1 1/2 Basis

THREAD

-Rc(PT)* Remove (N) when ordering
- FG(PF)* Remove (N) when ordering
- NNPT

PORT SIZE

- 01 ... 1/8
- 02 ... 1/4
- 03 ... 3/8
- 04 ... 1/2
- 06 ... 3/4
- 10 ... 1
- 14 ... 1 1/2
- 20 ... 2

OPTIONS

-None
- BBracket
- CNC Autodrain
- DNO Autodrain

SUB-STANDARD SPECIFICATIONS

- YDrain Guide 1/4 Internal Thread
- MWith Drain Lock M5 Screw
- RIN, OUT Reverse Direction

SEE INSIDE FRONT COVER FOR
DETAILS OF YOUR LOCAL SALES OFFICE



FOR FURTHER TECHNICAL
DETAILS ON THIS
PRODUCT CONSULT
SMC CUSTOMER SERVICE