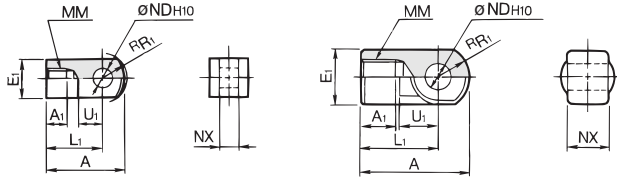


# Compact Cylinder Single Acting, Single Rod **Series NCQ8**

## Accessories

### Single Rod Clevis(Rod eye)



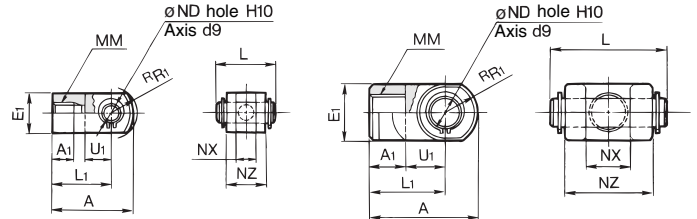
RCS-015  
Material: Carbon steel

RCS-03  
Material: Cast iron

inch

Part no.	Applicable bore size	A	A <sub>1</sub>	E <sub>1</sub>	L <sub>1</sub>	MM	<sup>R</sup> R <sub>1</sub>	U <sub>1</sub>	ND <sub>H10</sub>	NX
RCS-015	056(9/16")	1.26	0.24	0.47	0.98	#8-32UNC	0.47	0.55	3/16 <sup>+0.002</sup> <sub>-0.012</sub>	0.25 <sup>+0.004</sup> <sub>-0.012</sub>
RCS-02	075(3/4")	1.34	0.24	0.63	0.98	#10-32UNF	0.41	0.45	5/16 <sup>+0.002</sup> <sub>-0.008</sub>	0.31 <sup>+0.008</sup> <sub>-0.018</sub>
RCS-03	106(1 1/16")	1.65	0.63	0.87	1.18	5/16-24UNF	0.47	0.55	3/8 <sup>+0.002</sup> <sub>-0.026</sub>	0.71 <sup>+0.012</sup> <sub>-0.026</sub>
RCS-04	150(1 1/2")	1.65	0.63	0.87	1.18	3/8-24UNF	0.47	0.55	3/8 <sup>+0.002</sup> <sub>-0.026</sub>	0.71 <sup>+0.012</sup> <sub>-0.026</sub>
RCS-05	200(2"), 250(2 1/2")	2.20	0.71	1.10	1.57	1/2-20UNF	0.63	0.79	1/2 <sup>+0.002</sup> <sub>-0.026</sub>	0.87 <sup>+0.012</sup> <sub>-0.026</sub>
RCS-08	300(3")	2.80	0.82	1.50	1.97	5/8-18UNF	0.83	1.06	3/4 <sup>+0.002</sup> <sub>-0.026</sub>	1.10 <sup>+0.012</sup> <sub>-0.026</sub>
RCS-10	400(4")	3.11	0.82	1.73	2.17	3/4-16UNF	0.94	1.22	7/8 <sup>+0.002</sup> <sub>-0.026</sub>	1.26 <sup>+0.012</sup> <sub>-0.026</sub>

### Double Rod Clevis(Rod eye)



RCD-015  
Material: Carbon steel

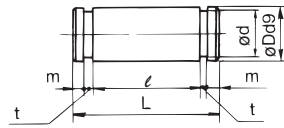
RCD-03  
Material: Cast iron

inch

Part no.	Applicable bore size	A	A <sub>1</sub>	E <sub>1</sub>	L <sub>1</sub>	MM	<sup>R</sup> R <sub>1</sub>	U <sub>1</sub>	ND <sub>H10</sub>	NX	NZ	L
RCD-015	056(9/16")	1.10	0.24	0.47	0.83	#8-32UNC	0.47	0.39	3/16 <sup>+0.002</sup> <sub>-0.012</sub>	0.26 <sup>+0.008</sup> <sub>-0.018</sub>	0.47	0.63
RCD-02	075(3/4")	1.34	0.24	0.63	0.98	#10-32UNF	0.41	0.45	5/16 <sup>+0.002</sup> <sub>-0.008</sub>	0.31 <sup>+0.008</sup> <sub>-0.018</sub>	0.63	0.83
RCD-03	106(1 1/16")	1.65	0.63	0.87	1.18	5/16-24UNF	0.47	0.55	3/8 <sup>+0.002</sup> <sub>-0.026</sub>	0.71 <sup>+0.012</sup> <sub>-0.026</sub>	1.42	1.61
RCD-04	150(1 1/2")	1.65	0.63	0.87	1.18	3/8-24UNF	0.47	0.55	3/8 <sup>+0.002</sup> <sub>-0.026</sub>	0.71 <sup>+0.012</sup> <sub>-0.026</sub>	1.42	1.61
RCD-05	200(2"), 250(2 1/2")	2.20	0.79	1.10	1.57	1/2-20UNF	0.63	0.79	1/2 <sup>+0.002</sup> <sub>-0.026</sub>	0.87 <sup>+0.012</sup> <sub>-0.026</sub>	1.73	1.97
RCD-08	300(3")	2.80	0.91	1.50	1.97	5/8-18UNF	0.83	1.06	3/4 <sup>+0.002</sup> <sub>-0.026</sub>	1.10 <sup>+0.012</sup> <sub>-0.026</sub>	2.20	2.52
RCD-10	400(4")	3.11	0.95	1.73	2.17	3/4-16UNF	0.94	1.22	7/8 <sup>+0.002</sup> <sub>-0.026</sub>	1.26 <sup>+0.012</sup> <sub>-0.026</sub>	2.52	2.83

\* Clevis Pin and Snap rings not Included.

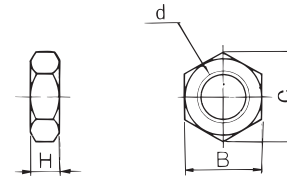
### Double Rod Clevis Pin



Material: Carbon steel  
inch

Part no.	Applicable bore size	Dd9	L	d	ℓ	m	t
PS-015	056(9/16")	3/16 <sup>-0.000</sup> <sub>-0.000</sub>	0.63	0.175	0.48	0.057	0.018
PS-02	075(3/4")	5/16 <sup>-0.000</sup> <sub>-0.000</sub>	0.827	0.29	0.64	0.065	0.029
PS-03	106(1 1/16"), 150(1 1/2")	3/8 <sup>-0.000</sup> <sub>-0.000</sub>	1.614	0.352	1.43	0.065	0.029
PS-05	200(2"), 250(2 1/2")	1/2 <sup>-0.000</sup> <sub>-0.000</sub>	1.969	0.468	1.74	0.075	0.039
PS-08	300(3")	3/4	2.52	0.70	2.21	0.102	0.046
PS-10	400(4")	7/8	2.83	0.82	2.53	0.102	0.046

### Jam Nut



Material: Carbon steel  
inch

Part no.	Applicable bore size	d	H	B	C
JM-01	056(9/16")	#8-32UNC	0.13	0.34	0.39
JM-02	075(3/4")	#10-32UNF	0.13	0.37	0.43
JM-03	106(1 1/16")	5/16-24UNF	0.19	0.50	0.58
JM-04	150(1 1/2")	3/8-24UNF	0.22	0.56	0.65
JM-05	200(2"), 250(2 1/2")	1/2-20UNF	0.31	0.75	0.87
JM-08	300(3")	5/8-18UNF	0.39	0.94	1.08
JM-10	400(4")	3/4-16UNF	0.45	1.13	1.30

## Kits

### Single Rod Clevis(Rod eye)

Kit no.	Applicable bore size	Including		
		Clevis (1)	Pin (1)	Snap rings (2)
RCSK-015	056(9/16")	RCS-015	PS-015	PC-01
RCSK-02	075(3/4")	RCS-02	PS-02	PC-02
RCSK-03	106(1 1/16")	RCS-03	PS-03	PC-03
RCSK-04	150(1 1/2")	RCS-04	PS-03	PC-03
RCSK-05	200(2"), 250(2 1/2")	RCS-05	PS-05	PC-05
RCSK-08	300(3")	RCS-08	PS-08	PC-08
RCSK-10	400(4")	RCS-10	PS-10	PC-10

### Rod Clevis Pin

Kit no.	Applicable bore size	Including	
		Pin (1)	Snap rings (2)
PRA-015	056(9/16")	PS-015	PC-01
PRA-02	075(3/4")	PS-02	PC-02
PRA-03	106(1 1/16"), 150(1 1/2")	PS-03	PC-03
PRA-05	200(2"), 250(2 1/2")	PS-05	PC-05
PRA-08	300(3")	PS-08	PC-08
PRA-10	400(4")	PS-10	PC-10

### Double Rod Clevis(Rod eye)

Kit no.	Applicable bore size	Including		
		Clevis (1)	Pin (1)	Snap rings (2)
RCDK-015	056(9/16")	RCD-015	PS-015	PC-01
RCDK-02	075(3/4")	RCD-02	PS-02	PC-02
RCDK-03	106(1 1/16")	RCD-03	PS-03	PC-03
RCDK-04	150(1 1/2")	RCD-04	PS-03	PC-03
RCDK-05	200(2"), 250(2 1/2")	RCD-05	PS-05	PC-05
RCDK-08	300(3")	RCD-08	PS-08	PC-08
RCDK-10	400(4")	RCD-10	PS-10	PC-10